




*U.S. Carbine, Caliber .30, M1. Sling Installation*

[Adobe PDF Downloadable Version of Article](#)



*figure 1*

**1) Insert the loop of the sling through the hole on the left side of the butt stock.**



*figure 2*



**2) Pull the loop through to the right side of the butt stock.**

**3) Insert the oil bottle with the lid positioned towards the top of the stock.**



**4) Insert the loop and oil bottle into the slot in the butt stock and pull taught.**

**5) Pull the other end of the sling as shown through the forward swivel.**



**6) Loop the sling back over and snap the catch in place.**

**7) You have completed the sling installation.**



[Adobe PDF Downloadable Version of Article](#)